

VARIOTEC Special offer package: Fire and smoke protection EI₃₀-C5-S200
for EXTERIOR as per „NEW“ fire protection standard EN 16034 (since 01.11.2016)

CNC-finished door leaf + blind frame incl. fittings, without surface treatment

ORDER BY FAX TO: +49 9181 6946-50 / mail: verkauf@variotec.de

Blind frame: 68/82 mm with CNC-finishing, pine frame, redwood for covering coating
 System: Integral L, IV 68, inwards opening, rebated, single-leaf, one-piece
 Format: 1.232 mm x 1.999 - 2.299 mm
 Hinge: BAKA Protect 4010 3D/FD top zinc
 Sealants: silicone: black grey white
 Upper door closer: ASSA ABLOY DC700
 Threefold lock: GU SECURY DZ MR2 FH 65/72/9

Surface layer: Redwood fineline MDF-Exterior
 _____ (as per VARIOTEC program)

**PRICE: EUR 1.290.00/unit
plus EUR 300.00***

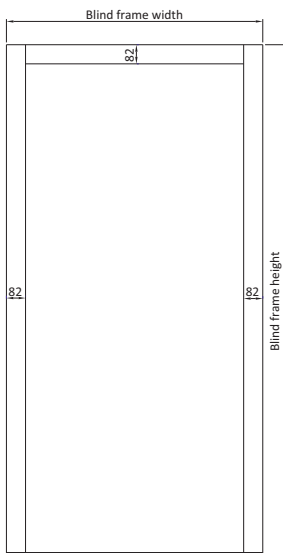
Blind frame outer dimensions:

Blind frame height: _____ mm, Blind frame width: _____ mm
 (The door leaf dimensions are provided automatically)

* (System fee for type „Integral L“) No fee-based third-party monitoring by a notified product certification body (NPZ) required when purchasing all-inclusive packages!

Direction of opening: DIN (German Industrial Standard), inwards opening to the left
 DIN (German Industrial Standard), inwards opening to the right

Sketch for implementation with cutout:



Additional cost for one cutout for glazing beads on both sides in square form:

- **Glazing:** EI30 fire protection glazing
approx. 5-6 weeks lead time
⇒ Price according to agreement
- **Fire protection silicone:**
⇒ Price per cartridge EUR 12 net
- **Glazing bead frames:** Profil 40/41/42/43
⇒ Price upon request!

Company _____	Contact person _____
Street _____	Postcode/City _____
Phone _____	Fax _____
Mail _____	Internet _____


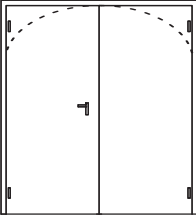
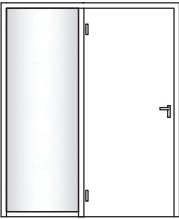
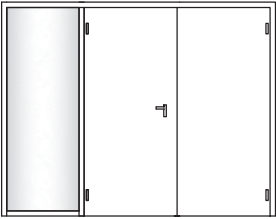

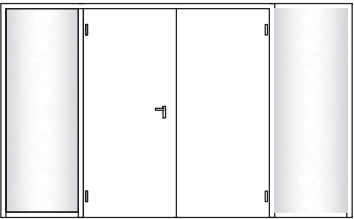
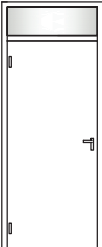

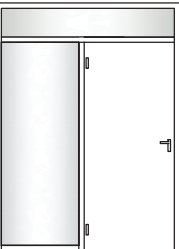



Business card, address

- All prices incl. VAT
- Dispatch via timber dealers with current orders, otherwise shipment cost calculation
- **EUR 20 packaging per pallet**
- you can request further information on the new EN 16034 and our licensing concept from verkauf@variotec.de

VARIOTEC GmbH & Co. KG
 Weißmarterstr. 3-5 | D-92318 Neumarkt i.d.OPf.
 Phone: +49 9181 6946-0 | Fax: +49 9181 6946-50
 Mail: verkauf@variotec.de | www.variotec.de

Overview of the construction versions as per EN 16034 (price upon request)

System thicknesses from 68 mm optionally, designed with aluminium covering shell

EI₂ 30-C5-S200	1-leaf	2-leaf
Simple door element		
Door element with side part (side part fixed glazed or as panel)		
Door element with two side parts (side part fixed glazed or panel)		
Door element with fanlight (fanlight fixed glazed or as a panel)		
Door element with fanlight and side part (fanlight / side part fixed glass or as a panel)		
Door element with fanlight and two side parts (fanlight / side part fixed glazed or as a panel)		

System: <input type="checkbox"/> 52 mm (only suitable for outdoor use) <input type="checkbox"/> 68 mm <input type="checkbox"/> 78 mm <input type="checkbox"/> 85 mm <input type="checkbox"/> 100 mm <input type="checkbox"/> rebated <input type="checkbox"/> flush mounted on both sides <input type="checkbox"/> Only flush mounted externally (IV 85/64)	Blind frame outer dimensions: Blind frame height: _____ mm Blind frame width: _____ mm <input type="checkbox"/> DIN* left <input type="checkbox"/> DIN* right <input type="checkbox"/> opens inwards <input type="checkbox"/> opens outwards *German Industrial Standard	Axial dimensions: A1: _____ mm A2: _____ mm A3: _____ mm A-A: _____ mm A-B: _____ mm F1: _____ mm F2: _____ mm S1: _____ mm	Special requirements: <input type="checkbox"/> Fire protection (El, 30-C5) <input type="checkbox"/> Smoke protection (Sa-C5,S200-C5) <input type="checkbox"/> Smoke & fire protection (El,30-C5-S200) <input type="checkbox"/> Noise protection _____dB <input type="checkbox"/> Ud value: _____ <input type="checkbox"/> Burglar protection RC2 <input type="checkbox"/> Burglar protection RC3 <input type="checkbox"/> Wood / aluminium <input type="checkbox"/> Door in escape & emergency route <input type="checkbox"/> with release capability <input type="checkbox"/> Mullion reinforcement	Blind frame wood type: <input type="checkbox"/> Redwood <input type="checkbox"/> Larch <input type="checkbox"/> Pine <input type="checkbox"/> Oak <input type="checkbox"/> Spruce <input type="checkbox"/> _____
--	--	--	--	---

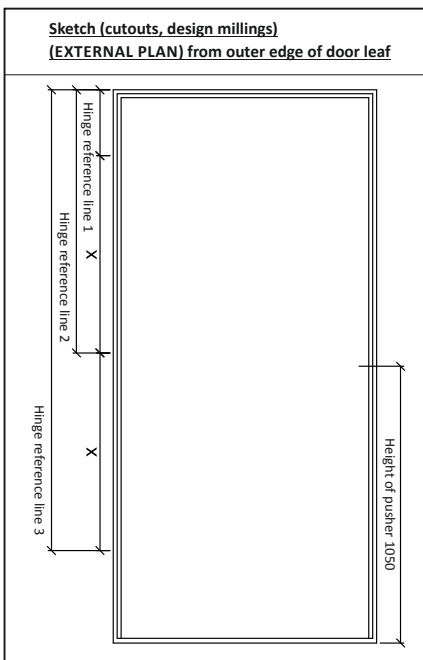
Floor connections:

 GU HTS 23.1 <input type="checkbox"/> for outward-opening doors	 BKV 70/80 <input type="checkbox"/> throughout upper end of finished floor <input type="checkbox"/> with floor recess _____ mm	 BKV 85 RS <input type="checkbox"/> RBKV restoration threshold	 SchallEx L-15/30 WS Stadi L-20/20 WS <input type="checkbox"/> Drop-down sealing ¹ <small>¹ Warning: does not meet the requirements for driving rain impermeability for external doors!</small>	 Planet X3 & WESER ZERO <input type="checkbox"/> Drop-down sealing ² <small>² Only in combination with GU SECURITY Automatic!</small>
---	---	--	---	--

Surfaces/Wood types For covering surfaces Surface layer: <input type="checkbox"/> MDF ext. <input type="checkbox"/> Redwood fineline For construction-side veneering <input type="checkbox"/> yes <input type="checkbox"/> no (veneered diagonally)	Edge bands <input type="checkbox"/> Redwood <input type="checkbox"/> Pine Edge bands _____ _____	For varnished surfaces Surface layer: <input type="checkbox"/> Meranti fineline <input type="checkbox"/> Larch fineline <input type="checkbox"/> Pine fineline <input type="checkbox"/> Spruce fineline <input type="checkbox"/> Oak sliced veneer <input type="checkbox"/> _____	Edge bands <input type="checkbox"/> Redwood <input type="checkbox"/> Larch <input type="checkbox"/> Pine <input type="checkbox"/> Spruce <input type="checkbox"/> Oak	Rustic <input type="checkbox"/> knotted <input type="checkbox"/> rough-sawn <input type="checkbox"/> vintage <input type="checkbox"/> oak matured timber <input type="checkbox"/> coastal oak <input type="checkbox"/> wild oak <input type="checkbox"/> oak barrique* <small>*available from Scheba GmbH, 85283 Eschelbach (info@scheba.net)</small>	Design <input type="checkbox"/> veneered widthways <input type="checkbox"/> book-matched veneered wood <input type="checkbox"/> inside <input type="checkbox"/> outside <small>Note: there may be differences in the colour and structure of plywood surfaces and solid wood; this does not represent a grounds for complaint.</small>
---	---	---	---	--	---

Fittings

Rebated entry door hinge <input type="checkbox"/> BAKA protect 4010 3D FD top zinc <input type="checkbox"/> BAKA protect 4010 3D FD stainless steel Heavy-duty hinge <input type="checkbox"/> VX7939/160 3D FD MSTs stainless steel Flush-mounted main door hinge <input type="checkbox"/> VX 7859-160 FD Stainless Steel (hinge visible) <input type="checkbox"/> Tectus 640 3D A8 (concealed) <input type="checkbox"/> VX 7729/160-4 HA (wood/aluminium, opens outwards) Hinge-side security <input type="checkbox"/> KfV Typ 8042 Silicon sealant <input type="checkbox"/> black <input type="checkbox"/> grey <input type="checkbox"/> white	Locking systems <input type="checkbox"/> 65 mm <input type="checkbox"/> 80 mm backset <input type="checkbox"/> GU SECURITY Mr2 (manual threefold lock) <input type="checkbox"/> with blocking clip (door crack protection) <input type="checkbox"/> E-opener Note: if no specific backset is selected the 65 mm backset will be manufactured. <input type="checkbox"/> Syring contact pressure fitting <input type="checkbox"/> GU SECURITY Automatic (automatic/mechanical locking) <input type="checkbox"/> A-opener (motorised unlocking) <input type="checkbox"/> Door release with daytime release system + electric door opener roller latch no. 5 with triangular latches <input type="checkbox"/> Locking systems for doors in escape and emergency routes as per German Industrial Standards DIN EN 179 und 1125. <input type="checkbox"/> Panic function E <input type="checkbox"/> Panic function B Latchkey hole drilling: <input type="checkbox"/> only inside <input type="checkbox"/> throughout Upper door closer: <input type="checkbox"/> provided with slide rail <input type="checkbox"/> integrated	Fixed leaf lock <input type="checkbox"/> Shootbolt (2 x) <input type="checkbox"/> BKS 1899 Cremone Lock <input type="checkbox"/> BKS 1899 Cremone Lock (full panic function with 2 leaves) Power carrier <input type="checkbox"/> eff-eff, cable transfer, gluggable, 10-pole <input type="checkbox"/> cordless Secure Connect 200 <input type="checkbox"/> cordless Secure Connect 50 <input type="checkbox"/> ekey set fingerprint ekey Set scanner + cable transfer incl. integr. control unit (1 relay) for installation in the door leaf <input type="checkbox"/> ekey set combi „GU+ekey“ <input type="checkbox"/> GU SECURITY Automatic A-opener cordless secure connect 200 fingerprint or code keyboard (ekey)
---	--	---



Cutouts
 Glazing beads on both sides, inside + out Glazing beads on one side, inside without cutout

Glazing beads (profile 39 loose pipe sections; from profile 40 joined frames)
 Profil 39 Profil 40 Profil 41 Profil 42 Profil 43 Mullion 40 Mullion 42 Mullion 43

Glass thickness: _____ mm Wood type: Meranti Larch Pine Spruce Oak
 Glazing tape inside _____ mm
 outside _____ mm Weatherboarding 80 x 30 mm Base plate (stainless steel 1,5 mm; embedded)
 with silicone rebate Yes No Crown profile Height: _____

Design millings outside inside
 Smartline 18 mm Smartline 8 mm V-Joint 90° (depth 2 mm) Flattening, infill look Shadow groove 10 mm
 with splashback
 Spy hole drilling Height: _____ (standard height 1400 mm from UKTB)
 Diameter: _____

Simply complete the all-inclusive checklist online at: www.variotech.de ⇄ Door Configurator